



Interim and Final Results

2008

Interim results for the half year ended 31 December 2008

- Strong markets and record sales in first quarter
- Headline earnings increased by more than 3,5 times to R2,98 billion
- Interim dividend increased from 250 cents to 1 000 cents per share
- Second half will be significantly affected by world economic downturn


 Interim Results 2008 in HTML


 Interim Results 2008 in pdf (91kb)

Archives


Interims


2008

 Interim Results for the half-year ended 31 December 2008 (pdf – 91 KB)


 Interim Resusalts 2008 in HTML

2007


 Interim Results for the half-year ended 31 December 2007 (pdf – 190 KB)

 Interim Results report 2007 in HTML


2006

 Interim Results for the six months ended 31 December 2006 (pdf – 36 KB)


2005

 Interim Results for the six months ended 31 December 2005 (pdf – 48 KB)


2004

 Interim Results for the six months ended 31 December 2004 (pdf – 41 KB)

2003


 Interim Results for the six months ended 31 December 2003 (pdf – 36.4 KB)

2002

 Interim Results for the six months ended 31 December 2002 (pdf – 36 KB)


Finals

2008

 Final Results for the year ended 30 June 2008 (pdf – 71 KB)


 Final Results Report 2008 in HTML

2007


 Final Results for the year ended 30 June 2007 (pdf – 37 KB)

 Final Results report 2007 in HTML


2006

 Final Results for the year ended 30 June 2006 (pdf – 37 KB)


2005

 Final Results for the year ended 30 June 2005 (pdf – 42 KB)


2004

 Final Results for the year ended 30 June 2004 (pdf – 42 KB)

2003

 Final Results for the year ended 30 June 2003 (pdf – 39 KB)

2002

 Final Results for the year ended 30 June 2002 (pdf – 40 KB)